



## Features

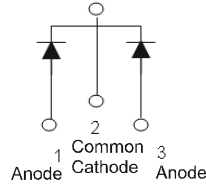
- Low Forward Voltage Drop
- Excellent High Temperature Stability
- Patented Super Barrier Rectifier Technology
- Soft, Fast Switching Capability
- 150°C Operating Junction Temperature
- **Lead Free Finish, RoHS Compliant (Note 2)**
- **Also Available in Green Molding Compound (Note 5)**



TO-220AB  
Top View




TO-220AB  
Bottom View



Package Pin Out  
Configuration

## Mechanical Data

- Case: TO-220AB
- Case Material: Molded Plastic, UL Flammability Classification Rating 94V-0
- Terminals: Matte Tin Finish annealed over Copper leadframe. Solderable per MIL-STD-202, Method 208 
- Marking Information: See Page 2
- Ordering Information: See Page 2
- Weight: 1.85 grams (approximate)

## Maximum Ratings @ $T_A = 25^\circ\text{C}$ unless otherwise specified

Single phase, half wave, 60Hz, resistive or inductive load.  
For capacitance load, derate current by 20%.

Characteristic	Symbol	Value	Unit
Peak Repetitive Reverse Voltage	$V_{RRM}$	45	V
Working Peak Reverse Voltage	$V_{RWM}$		
DC Blocking Voltage	$V_{RM}$		
Average Rectified Output Current @ $T_C = 150^\circ\text{C}$	$I_O$	60	A
Non-Repetitive Peak Forward Surge Current 8.3ms Single Half Sine-Wave Superimposed on rated load	$I_{FSM}$	280	A

## Thermal Characteristics

Characteristic	Symbol	Value	Unit
Typical Thermal Resistance (Per Leg)			
Thermal Resistance Junction to Case	$R_{\theta JC}$	2	$^\circ\text{C/W}$
Operating and Storage Temperature Range	$T_J, T_{STG}$	-65 to +150	$^\circ\text{C}$

## Electrical Characteristics @ $T_A = 25^\circ\text{C}$ unless otherwise specified

Characteristic	Symbol	Min	Typ	Max	Unit	Test Condition
Forward Voltage Drop (per leg)	$V_F$	-	0.50 0.49	0.55 0.53	V	$I_F = 30\text{A}, T_J = 25^\circ\text{C}$ $I_F = 30\text{A}, T_J = 125^\circ\text{C}$
Leakage Current (Note 1)	$I_R$	-	0.25 20	1 200	mA	$V_R = 45\text{V}, T_J = 25^\circ\text{C}$ $V_R = 45\text{V}, T_J = 125^\circ\text{C}$

Notes: 1. Short duration pulse test used to minimize self-heating effect.  
2. EU Directive 2002/95/EC (RoHS). All applicable RoHS exemptions applied, see *EU Directive 2002/95/EC Annex Notes*.

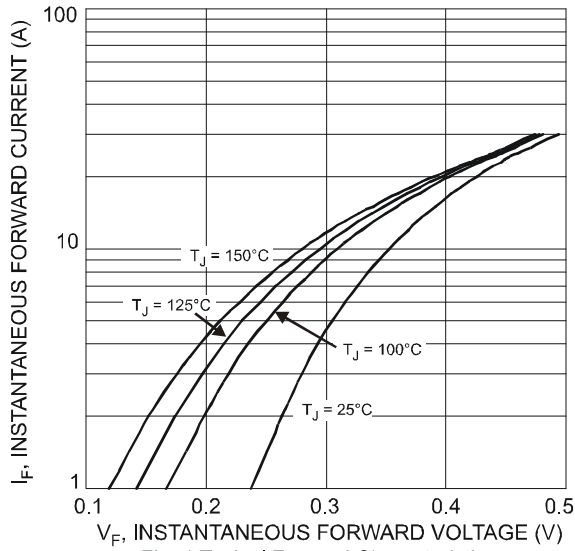


Fig. 1 Typical Forward Characteristics

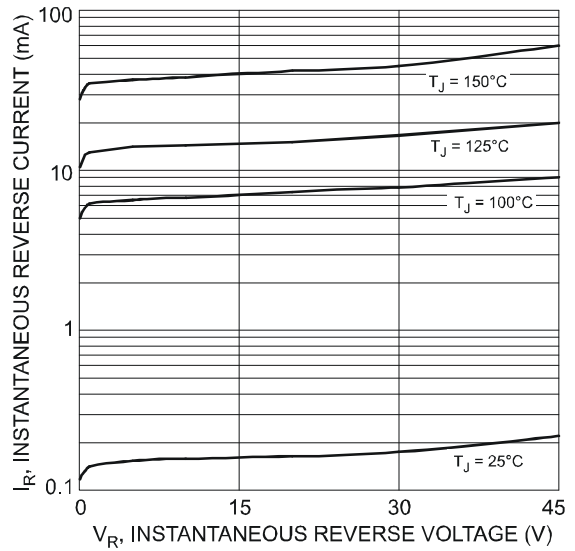


Fig. 2 Typical Reverse Characteristics

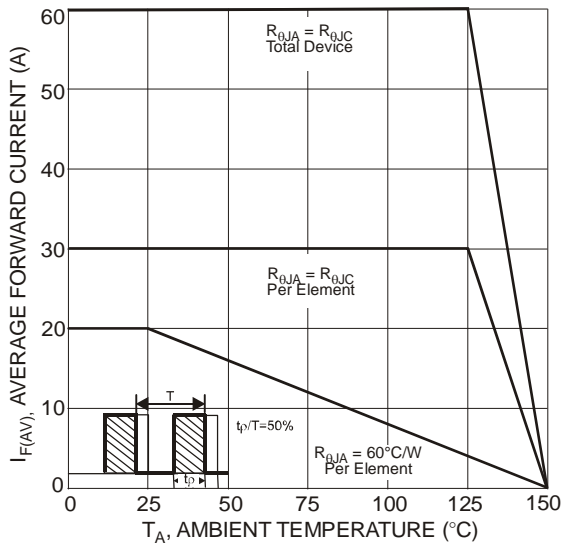


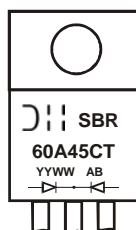
Fig. 3 Forward Current Derating Curve

### Ordering Information (Notes 3 & 4)

Part Number	Case	Packaging
SBR60A45CT	TO-220AB	50 pieces/tube
SBR60A45CT-G	TO-220AB	50 pieces/tube

- Notes: 3. For packaging details, go to our website at <http://www.diodes.com/datasheets/ap02007.pdf>.  
 4. For Green Molding Compound version part numbers, add "-G" suffix to part number above. Examples: SBR60A45CT-G.

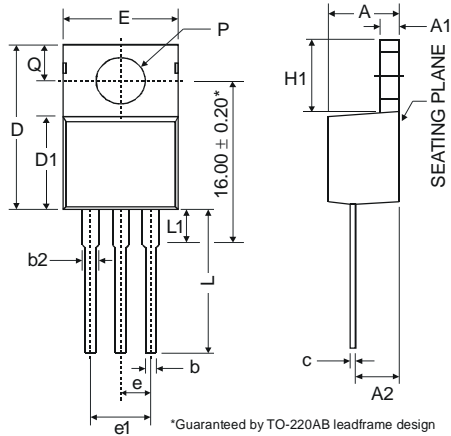
### Marking Information



SBR60A45CT = Product Type Marking Code  
 AB = Foundry and Assembly Code  
 YYWW = Date Code Marking  
 YY = Last two digits of year (ex: 07 = 2007)  
 WW = Week (01-52)

SBR is a registered trademark of Diodes Incorporated.

## Package Outline Dimensions



TO-220AB			
Dim	Min	Typ	Max
<b>A</b>	3.56	-	4.82
<b>A1</b>	0.51	-	1.39
<b>A2</b>	2.04	-	2.92
<b>b</b>	0.39	0.81	1.01
<b>b2</b>	1.15	1.24	1.77
<b>c</b>	0.356	-	0.61
<b>D</b>	14.22	-	16.51
<b>D1</b>	8.39	-	9.01
<b>e</b>	2.54		
<b>e1</b>	5.08		
<b>E</b>	9.66	-	10.66
<b>H1</b>	5.85	-	6.85
<b>L</b>	12.70	-	14.73
<b>L1</b>	-	-	6.35
<b>P</b>	3.54	-	4.08
<b>Q</b>	2.54	-	3.42
<b>All Dimensions in mm</b>			

### IMPORTANT NOTICE

Diodes Incorporated and its subsidiaries reserve the right to make modifications, enhancements, improvements, corrections or other changes without further notice to any product herein. Diodes Incorporated does not assume any liability arising out of the application or use of any product described herein; neither does it convey any license under its patent rights, nor the rights of others. The user of products in such applications shall assume all risks of such use and will agree to hold Diodes Incorporated and all the companies whose products are represented on our website, harmless against all damages.

### LIFE SUPPORT

Diodes Incorporated products are not authorized for use as critical components in life support devices or systems without the expressed written approval of the President of Diodes Incorporated.

# Mouser Electronics

Authorized Distributor

Click to View Pricing, Inventory, Delivery & Lifecycle Information:

[Diodes Incorporated:](#)

[SBR60A45CT](#)