

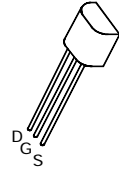
# N-CHANNEL ENHANCEMENT MODE VERTICAL DMOS FET

## ZVN3306A

ISSUE 2 – MARCH 94

### FEATURES

- \* 60 Volt  $V_{DS}$
- \*  $R_{DS(on)}=5\Omega$



E-Line  
TO92 Compatible

### ABSOLUTE MAXIMUM RATINGS.

PARAMETER	SYMBOL	VALUE	UNIT
Drain-Source Voltage	$V_{DS}$	60	V
Continuous Drain Current at $T_{amb}=25^{\circ}C$	$I_D$	270	mA
Pulsed Drain Current	$I_{DM}$	3	A
Gate-Source Voltage	$V_{GS}$	$\pm 20$	V
Power Dissipation at $T_{amb}=25^{\circ}C$	$P_{tot}$	625	mW
Operating and Storage Temperature Range	$T_j:T_{stg}$	-55 to +150	$^{\circ}C$

### ELECTRICAL CHARACTERISTICS (at $T_{amb} = 25^{\circ}C$ unless otherwise stated).

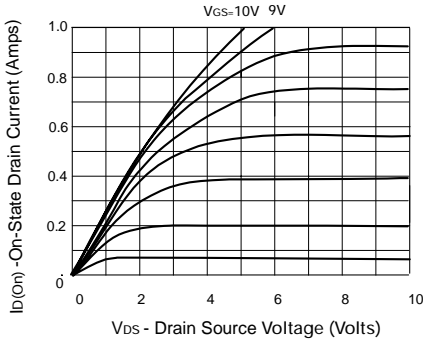
PARAMETER	SYMBOL	MIN.	MAX.	UNIT	CONDITIONS.
Drain-Source Breakdown Voltage	$BV_{DSS}$	60		V	$I_D=1mA, V_{GS}=0V$
Gate-Source Threshold Voltage	$V_{GS(th)}$	0.8	2.4	V	$I_D=1mA, V_{DS}=V_{GS}$
Gate-Body Leakage	$I_{GSS}$		20	nA	$V_{GS}=\pm 20V, V_{DS}=0V$
Zero Gate Voltage Drain Current	$I_{DSS}$		0.5 50	$\mu A$ $\mu A$	$V_{DS}=60V, V_{GS}=0$ $V_{DS}=48V, V_{GS}=0V, T=125^{\circ}C(2)$
On-State Drain Current(1)	$I_{D(on)}$	750		mA	$V_{DS}=18V, V_{GS}=10V$
Static Drain-Source On-State Resistance (1)	$R_{DS(on)}$		5	$\Omega$	$V_{GS}=10V, I_D=500mA$
Forward Transconductance(1)(2)	$g_{fs}$	150		mS	$V_{DS}=18V, I_D=500mA$
Input Capacitance (2)	$C_{iss}$		35	pF	$V_{DS}=18V, V_{GS}=0V, f=1MHz$
Common Source Output Capacitance (2)	$C_{oss}$		25	pF	
Reverse Transfer Capacitance (2)	$C_{rss}$		8	pF	
Turn-On Delay Time (2)(3)	$t_{d(on)}$		5	ns	$V_{DD}\approx 18V, I_D=500mA$
Rise Time (2)(3)	$t_r$		7	ns	
Turn-Off Delay Time (2)(3)	$t_{d(off)}$		6	ns	
Fall Time (2)(3)	$t_f$		8	ns	

(1) Measured under pulsed conditions. Width=300 $\mu s$ . Duty cycle  $\leq 2\%$   
3-375

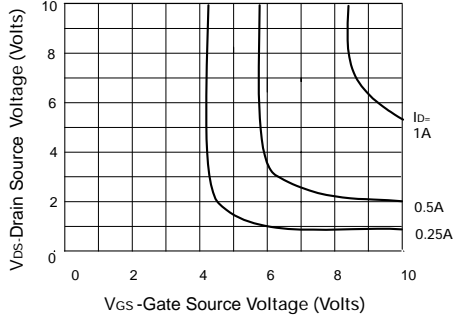
(2) Sample test.

# ZVN3306A

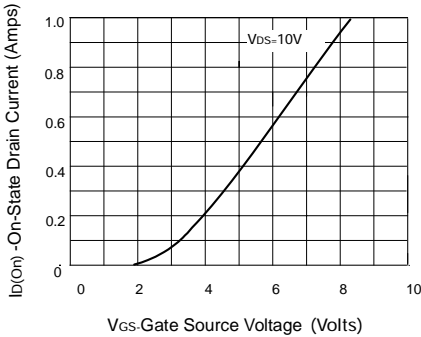
## TYPICAL CHARACTERISTICS



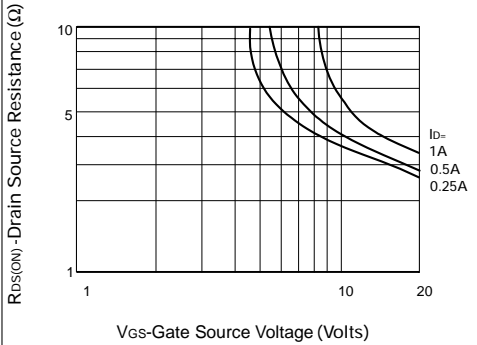
**Saturation Characteristics**



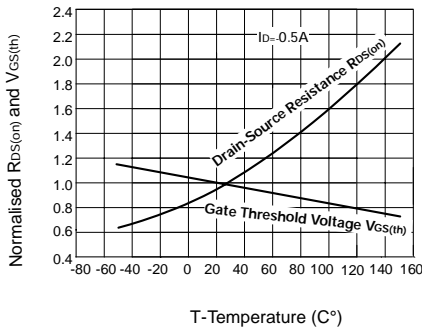
**Voltage Saturation Characteristics**



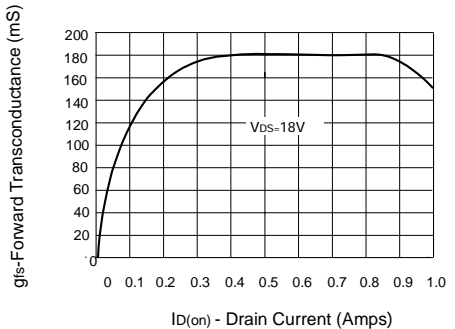
**Transfer Characteristics**



**On-resistance vs gate-source voltage**

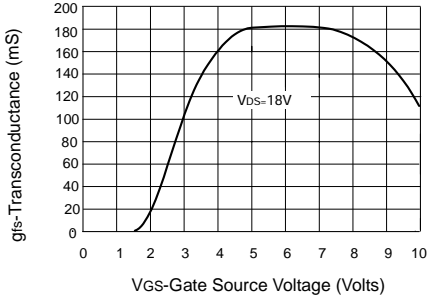


**Normalised  $R_{DS(on)}$  and  $V_{GS(th)}$  vs Temperature**

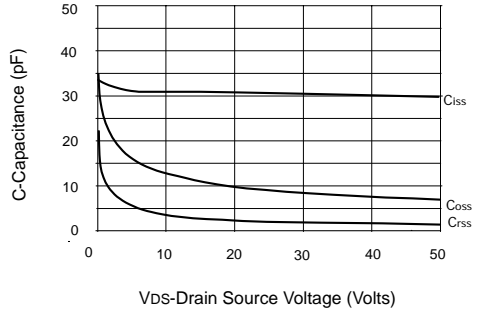


**Transconductance v drain current**

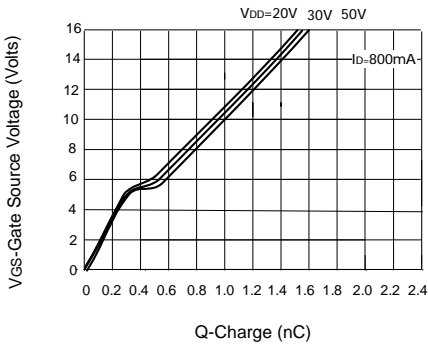
## TYPICAL CHARACTERISTICS



**Transconductance v gate-source voltage**



**Capacitance v drain-source voltage**



**Gate charge v gate-source voltage**

# Mouser Electronics

Authorized Distributor

Click to View Pricing, Inventory, Delivery & Lifecycle Information:

[Diodes Incorporated:](#)

[ZVN3306ASTZ](#) [ZVN3306A](#)