




MM3Z2V4C-MM3Z75VC

Zener Diodes

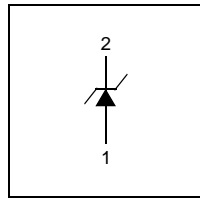
Features

- Wide Zener Voltage Range Selection, 2.4V to 75V
- VZ Tolerance Selection of ±5% (C Series)
- Very Small and Thin SMD package
- Matte Tin(Sn) finish, Pb Free



* Band Denotes Cathode **SOD-323F**

Connection Diagram



Absolute Maximum Ratings $T_A = 25^\circ\text{C}$ unless otherwise noted

| Symbol | Parameter | Value | Units |
|-----------|------------------------------|-------------|------------------|
| P_D | Power Dissipation | 200 | mW |
| T_{STG} | Storage Temperature Range | -65 to +150 | $^\circ\text{C}$ |
| T_J | Maximum Junction Temperature | 150 | $^\circ\text{C}$ |
| I_{ZM} | Maximum Regulator Current | P_D/V_Z | mA |

* These ratings are limiting values above which the serviceability of the diode may be impaired.

Thermal Characteristics

| Symbol | Parameter | Value | Unit |
|-----------------|---|-------|--------------------|
| $R_{\theta JA}$ | Thermal Resistance, Junction to Ambient | 595 | $^\circ\text{C/W}$ |

* Device mounted on PCB with minimum land pad.

Electrical Characteristics $T_A = 25^\circ\text{C}$ unless otherwise specified

| Symbol | Parameter/ Test condition | Min. | Typ. | Max. | Unit |
|--------|--|------|------|------|------|
| V_F | Forward Voltage / $I_F = 10\text{ mA}$ | -- | -- | 1.0 | V |

Package Marking and Ordering Information

| Device Marking | Device | Package | Packing | Reel Size | Tape Width | Quantity |
|-----------------------------|-----------------------------|----------|-------------|-----------|------------|----------|
| Refer to Product table list | Refer to Product table list | SOD-323F | Tape & Reel | 7" | 12mm | 3,000 |

Electrical Characteristics $T_A=25^\circ\text{C}$ unless otherwise noted

| Device Type | Device Marking | V_Z (V) @ I_{ZT} | | | $Z_{ZT}(\Omega)$ @ I_{ZT} | I_{ZT} (mA) | $Z_{ZK}(\Omega)$ @ I_{ZK} | I_{ZK} (mA) | $I_R(\mu\text{A})$ @ V_R | V_R (V) |
|-------------|------------------|----------------------|------|-------|--------------------------------|------------------|--------------------------------|------------------|-------------------------------|-----------|
| | | Min. | Typ. | Max. | Max. | - | Max. | - | Max | - |
| MM3Z2V4C | Z0 | 2.28 | 2.4 | 2.52 | 94 | 5 | 564 | 1 | 45 | 1 |
| MM3Z2V7C | Z1 | 2.57 | 2.7 | 2.84 | 94 | 5 | 564 | 1 | 18 | 1 |
| MM3Z3V0C | Z2 | 2.85 | 3 | 3.15 | 89 | 5 | 564 | 1 | 9 | 1 |
| MM3Z3V3C | Z3 | 3.14 | 3.3 | 3.47 | 89 | 5 | 564 | 1 | 4.5 | 1 |
| MM3Z3V6C | Z4 | 3.42 | 3.6 | 3.78 | 84 | 5 | 564 | 1 | 4.5 | 1 |
| MM3Z3V9C | Z5 | 3.71 | 3.9 | 4.1 | 84 | 5 | 564 | 1 | 2.7 | 1 |
| MM3Z4V3C | Z6 | 4.09 | 4.3 | 4.52 | 84 | 5 | 564 | 1 | 2.7 | 1 |
| MM3Z4V7C | Z7 | 4.47 | 4.7 | 4.94 | 75 | 5 | 470 | 1 | 2.7 | 2 |
| MM3Z5V1C | Z8 | 4.85 | 5.1 | 5.36 | 56 | 5 | 451 | 1 | 1.8 | 2 |
| MM3Z5V6C | Z9 | 5.32 | 5.6 | 5.88 | 37 | 5 | 376 | 1 | 0.9 | 2 |
| MM3Z6V2C | ZA | 5.89 | 6.2 | 6.51 | 9 | 5 | 141 | 1 | 2.7 | 4 |
| MM3Z6V8C | ZB | 6.46 | 6.8 | 7.14 | 14 | 5 | 75 | 1 | 1.8 | 4 |
| MM3Z7V5C | ZC | 7.11 | 7.5 | 7.86 | 14 | 5 | 75 | 1 | 0.9 | 5 |
| MM3Z8V2C | ZD | 7.79 | 8.2 | 8.61 | 14 | 5 | 75 | 1 | 0.63 | 5 |
| MM3Z9V1C | ZE | 8.65 | 9.1 | 9.56 | 14 | 5 | 94 | 1 | 0.45 | 6 |
| MM3Z10VC | ZF | 9.5 | 10 | 10.5 | 18 | 5 | 141 | 1 | 0.18 | 7 |
| MM3Z11VC | ZG | 10.45 | 11 | 11.55 | 18 | 5 | 141 | 1 | 0.09 | 8 |
| MM3Z12VC | ZH | 11.4 | 12 | 12.6 | 23 | 5 | 141 | 1 | 0.09 | 8 |
| MM3Z13VC | ZJ | 12.35 | 13 | 13.65 | 28 | 5 | 160 | 1 | 0.09 | 8 |
| MM3Z15VC | ZK | 14.25 | 15 | 15.75 | 28 | 5 | 188 | 1 | 0.045 | 10.5 |
| MM3Z16VC | ZL | 15.2 | 16 | 16.8 | 37 | 5 | 188 | 1 | 0.045 | 11.2 |
| MM3Z18VC | ZM | 17.1 | 18 | 18.9 | 42 | 5 | 212 | 1 | 0.045 | 12.6 |
| MM3Z20VC | ZN | 19 | 20 | 21 | 51 | 5 | 212 | 1 | 0.045 | 14 |
| MM3Z22VC | ZP | 20.9 | 22 | 23.1 | 51 | 5 | 235 | 1 | 0.045 | 15.4 |
| MM3Z24VC | ZR | 22.8 | 24 | 25.2 | 65 | 5 | 235 | 1 | 0.045 | 16.8 |
| MM3Z27VC | ZS | 25.65 | 27 | 28.35 | 75 | 2 | 282 | 0.5 | 0.045 | 18.9 |
| MM3Z30VC | ZT | 28.5 | 30 | 31.5 | 75 | 2 | 282 | 0.5 | 0.045 | 21 |
| MM3Z33VC | ZU | 31.35 | 33 | 34.65 | 75 | 2 | 306 | 0.5 | 0.045 | 23 |
| MM3Z36VC | ZV | 34.2 | 36 | 37.8 | 84 | 2 | 329 | 0.5 | 0.045 | 25.2 |
| MM3Z39VC | ZW | 37.05 | 39 | 40.95 | 122 | 2 | 329 | 0.5 | 0.045 | 27.3 |
| MM3Z43VC | ZX | 40.85 | 43 | 45.15 | 141 | 2 | 353 | 0.5 | 0.045 | 30.1 |
| MM3Z47VC | ZY | 44.65 | 47 | 49.35 | 160 | 2 | 353 | 0.5 | 0.045 | 33 |
| MM3Z51VC | Z _~ | 48.45 | 51 | 53.55 | 169 | 2 | 376 | 0.5 | 0.045 | 35.7 |
| MM3Z56VC | Z ₌₌ | 53.2 | 56 | 58.8 | 188 | 2 | 400 | 0.5 | 0.045 | 39.2 |
| MM3Z62VC | Z ₌₌₌ | 58.9 | 62 | 65.1 | 202 | 2 | 423 | 0.5 | 0.045 | 43.4 |
| MM3Z68VC | Z> | 64.6 | 68 | 71.4 | 226 | 2 | 447 | 0.5 | 0.045 | 47.6 |
| MM3Z75VC | Z< | 71.25 | 75 | 78.75 | 240 | 2 | 470 | 0.5 | 0.045 | 52.5 |

Notes :

1. The Zener Voltage (V_Z) is tested under pulse condition of 10mS.
2. The device numbers listed have a standard tolerance on the nominal zener voltage of $\pm 5\%$.
3. The zener impedance is derived from the 60-cycle ac voltage, which results when an ac current having an rms value equal to 10% of the dc zener current (I_{ZT} or I_{ZK}) is superimposed to I_{ZT} or I_{ZK} .

Typical Performance Characteristics

Figure 1. Zener current vs. Zener Voltage

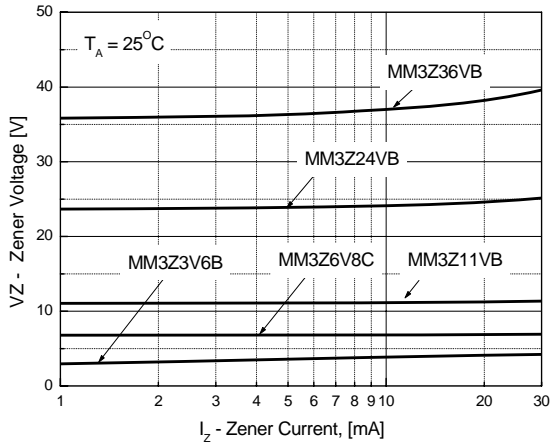


Figure 2. Zener current vs. Zener Impedance

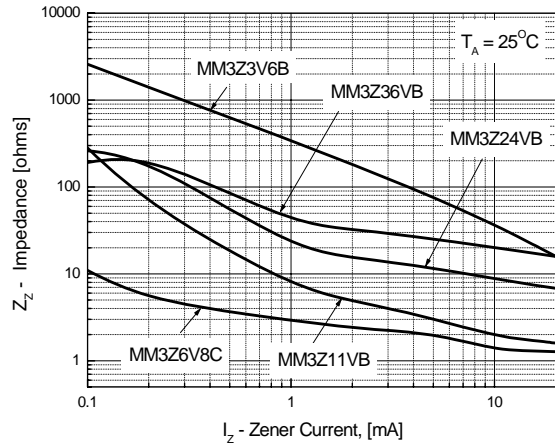


Figure 3. MM3Z3V6B
Zener current vs. Zener Voltage

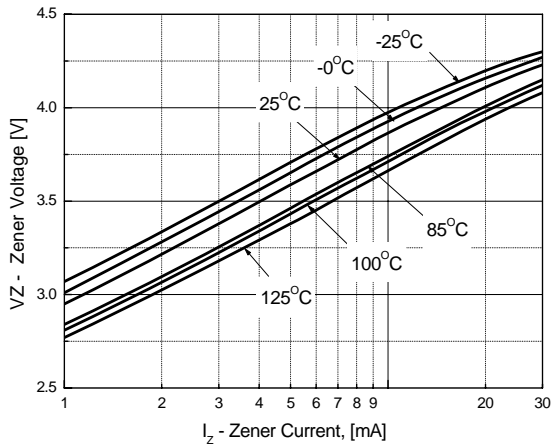


Figure 4. MM3Z6V8C
Zener current vs. Zener Voltage

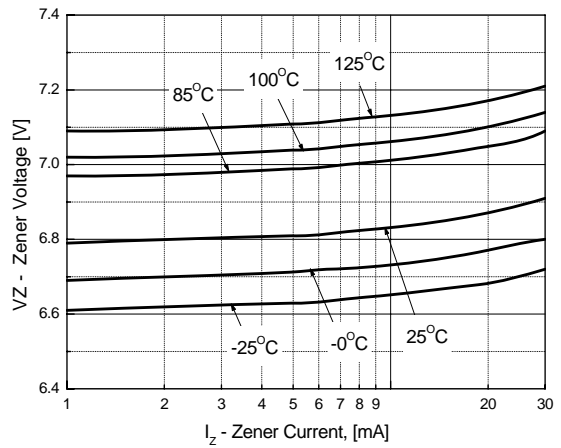


Figure 5. MM3Z11VB
Zener current vs. Zener Voltage

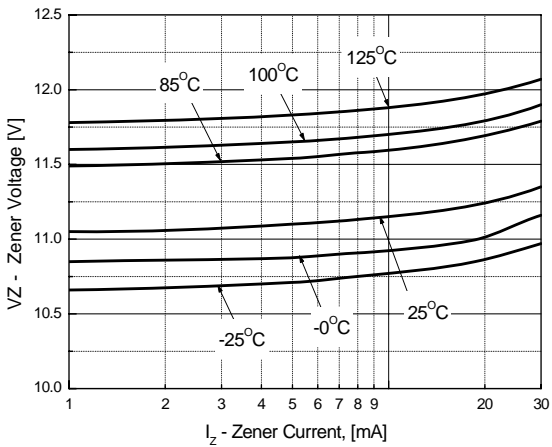
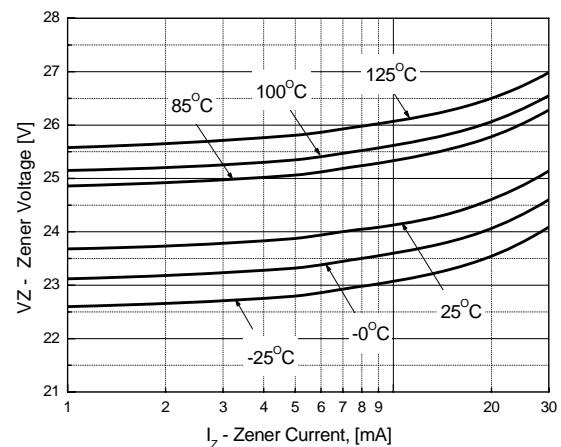
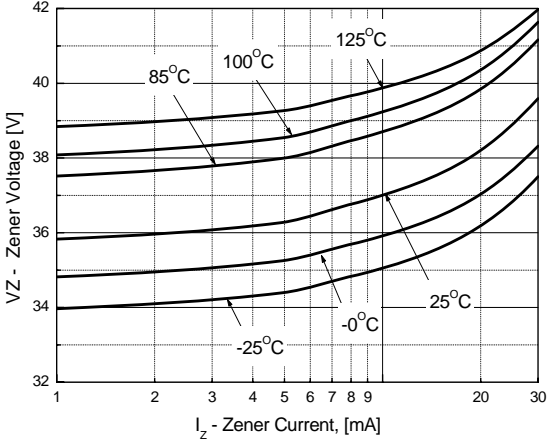


Figure 6. MM3Z24VB
Zener current vs. Zener Voltage



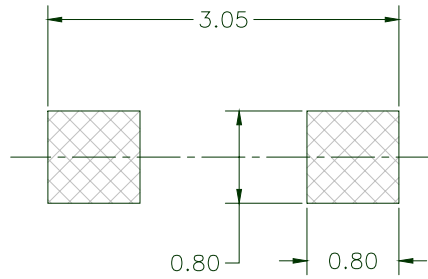
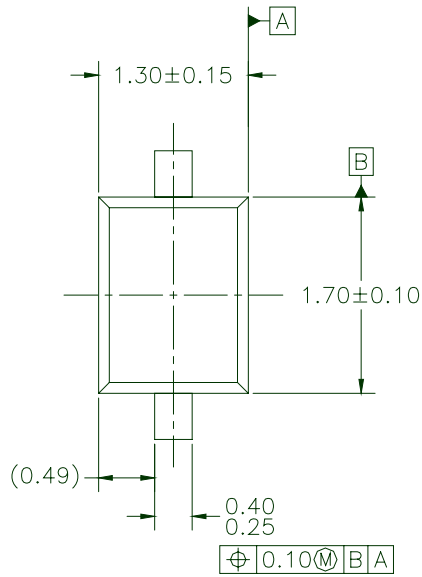
Typical Performance Characteristics (Continued)

Figure 7. MM3Z36VB
Zener current vs. Zener Voltage

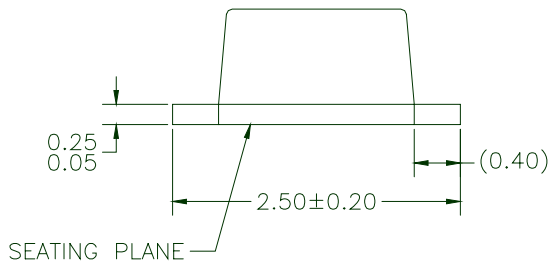


Package Dimensions

SOD - 323F



LAND PATTERN RECOMMENDATION



NOTES: UNLESS OTHERWISE SPECIFIED

- A) THIS PACKAGE IS COMPLIANT TO JEITA SC90 STANDARD EXCEPT FOR THE OVERALL PACKAGE HEIGHT.
- B) ALL DIMENSIONS ARE IN MILLIMETERS.
- C) DIMENSIONS ARE EXCLUSIVE OF BURRS, MOLD FLASH AND TIE BAR EXTRUSIONS.
- D) DIMENSIONING AND TOLERANCING PER ASME Y14.5M - 1994.



TRADEMARKS

The following includes registered and unregistered trademarks and service marks, owned by Fairchild Semiconductor and/or its global subsidiaries, and is not intended to be an exhaustive list of all such trademarks.

- | | | | |
|--------------------------|--|---------------------------------------|------------------|
| AccuPower™ | F-PFS™ | OPTOPLANAR® | SYSTEM GENERAL® |
| AttitudeEngine™ | FRFET® | Power Supply WebDesigner™ | TinyBoost® |
| Awinda® | Global Power Resource SM | PowerTrench® | TinyBuck® |
| AX-CAP®* | GreenBridge™ | PowerXS™ | TinyCalc™ |
| BitSiC™ | Green FPS™ | Programmable Active Droop™ | TinyLogic® |
| Build it Now™ | Green FPS™ e-Series™ | QFET® | TINYOPTO™ |
| CorePLUS™ | Gmax™ | QS™ | TinyPower™ |
| CorePOWER™ | GTO™ | Quiet Series™ | TinyPWM™ |
| CROSSVOL™ | IntelliMAX™ | RapidConfigure™ | TinyWire™ |
| CTL™ | ISOPLANAR™ | Saving our world, 1mW/W/kW at a time™ | TranSiC™ |
| Current Transfer Logic™ | Making Small Speakers Sound Louder and Better™ | SignalWise™ | TriFault Detect™ |
| DEUXPEED® | MegaBuck™ | SmartMax™ | TRUECURRENT®* |
| Dual Cool™ | MICROCOUPLER™ | SMART START™ | μSerDes™ |
| EcoSPARK® | MicroFET™ | Solutions for Your Success™ | UHC® |
| EfficientMax™ | MicroPak™ | SPM® | Ultra FRFET™ |
| ESBC™ | MicroPak2™ | STEALTH™ | UniFET™ |
| F [®] | MillerDrive™ | SuperFET® | Vcx™ |
| Fairchild® | MotionMax™ | SuperSOT™-3 | VisualMax™ |
| Fairchild Semiconductor® | MotionGrid® | SuperSOT™-6 | VoltagePlus™ |
| FACT Quiet Series™ | MTi® | SuperSOT™-8 | XST™ |
| FACT® | MTx® | SupreMOS® | Xsens™ |
| FastvCore™ | MVN® | SyncFET™ | 仙童™ |
| FETBench™ | mWSaver® | Sync-Lock™ | |
| FPS™ | OptoHiT™ | | |
| | OPTOLOGIC® | | |

* Trademarks of System General Corporation, used under license by Fairchild Semiconductor.

DISCLAIMER

FAIRCHILD SEMICONDUCTOR RESERVES THE RIGHT TO MAKE CHANGES WITHOUT FURTHER NOTICE TO ANY PRODUCTS HEREIN TO IMPROVE RELIABILITY, FUNCTION, OR DESIGN. TO OBTAIN THE LATEST, MOST UP-TO-DATE DATASHEET AND PRODUCT INFORMATION, VISIT OUR WEBSITE AT [HTTP://WWW.FAIRCHILDSEMI.COM](http://www.fairchildsemi.com). FAIRCHILD DOES NOT ASSUME ANY LIABILITY ARISING OUT OF THE APPLICATION OR USE OF ANY PRODUCT OR CIRCUIT DESCRIBED HEREIN; NEITHER DOES IT CONVEY ANY LICENSE UNDER ITS PATENT RIGHTS, NOR THE RIGHTS OF OTHERS. THESE SPECIFICATIONS DO NOT EXPAND THE TERMS OF FAIRCHILD'S WORLDWIDE TERMS AND CONDITIONS, SPECIFICALLY THE WARRANTY THEREIN, WHICH COVERS THESE PRODUCTS.

AUTHORIZED USE

Unless otherwise specified in this data sheet, this product is a standard commercial product and is not intended for use in applications that require extraordinary levels of quality and reliability. This product may not be used in the following applications, unless specifically approved in writing by a Fairchild officer: (1) automotive or other transportation, (2) military/aerospace, (3) any safety critical application – including life critical medical equipment – where the failure of the Fairchild product reasonably would be expected to result in personal injury, death or property damage. Customer's use of this product is subject to agreement of this Authorized Use policy. In the event of an unauthorized use of Fairchild's product, Fairchild accepts no liability in the event of product failure. In other respects, this product shall be subject to Fairchild's Worldwide Terms and Conditions of Sale, unless a separate agreement has been signed by both Parties.

ANTI-COUNTERFEITING POLICY

Fairchild Semiconductor Corporation's Anti-Counterfeiting Policy. Fairchild's Anti-Counterfeiting Policy is also stated on our external website, www.fairchildsemi.com, under Terms of Use

Counterfeiting of semiconductor parts is a growing problem in the industry. All manufacturers of semiconductor products are experiencing counterfeiting of their parts. Customers who inadvertently purchase counterfeit parts experience many problems such as loss of brand reputation, substandard performance, failed applications, and increased cost of production and manufacturing delays. Fairchild is taking strong measures to protect ourselves and our customers from the proliferation of counterfeit parts. Fairchild strongly encourages customers to purchase Fairchild parts either directly from Fairchild or from Authorized Fairchild Distributors who are listed by country on our web page cited above. Products customers buy either from Fairchild directly or from Authorized Fairchild Distributors are genuine parts, have full traceability, meet Fairchild's quality standards for handling and storage and provide access to Fairchild's full range of up-to-date technical and product information. Fairchild and our Authorized Distributors will stand behind all warranties and will appropriately address any warranty issues that may arise. Fairchild will not provide any warranty coverage or other assistance for parts bought from Unauthorized Sources. Fairchild is committed to combat this global problem and encourage our customers to do their part in stopping this practice by buying direct or from authorized distributors.

PRODUCT STATUS DEFINITIONS

Definition of Terms

| Datasheet Identification | Product Status | Definition |
|--------------------------|-----------------------|---|
| Advance Information | Formative / In Design | Datasheet contains the design specifications for product development. Specifications may change in any manner without notice. |
| Preliminary | First Production | Datasheet contains preliminary data; supplementary data will be published at a later date. Fairchild Semiconductor reserves the right to make changes at any time without notice to improve design. |
| No Identification Needed | Full Production | Datasheet contains final specifications. Fairchild Semiconductor reserves the right to make changes at any time without notice to improve the design. |
| Obsolete | Not In Production | Datasheet contains specifications on a product that is discontinued by Fairchild Semiconductor. The datasheet is for reference information only. |

Rev. I76

Mouser Electronics

Authorized Distributor

Click to View Pricing, Inventory, Delivery & Lifecycle Information:

[Fairchild Semiconductor:](#)

[MM3Z6V8C](#)